

Logging into Doddle

Search for [Doddlelearn.co.uk](https://doddlelearn.co.uk)

You will see this page:
Click on Login (circled in red)

DODDLE



Progress

Homework

Subjects

Get Doodle

Support

Log in

COVID-19 Contingency

How can we minimise disruption to your teaching and learning? Read our FAQs on the support Doodle can provide.

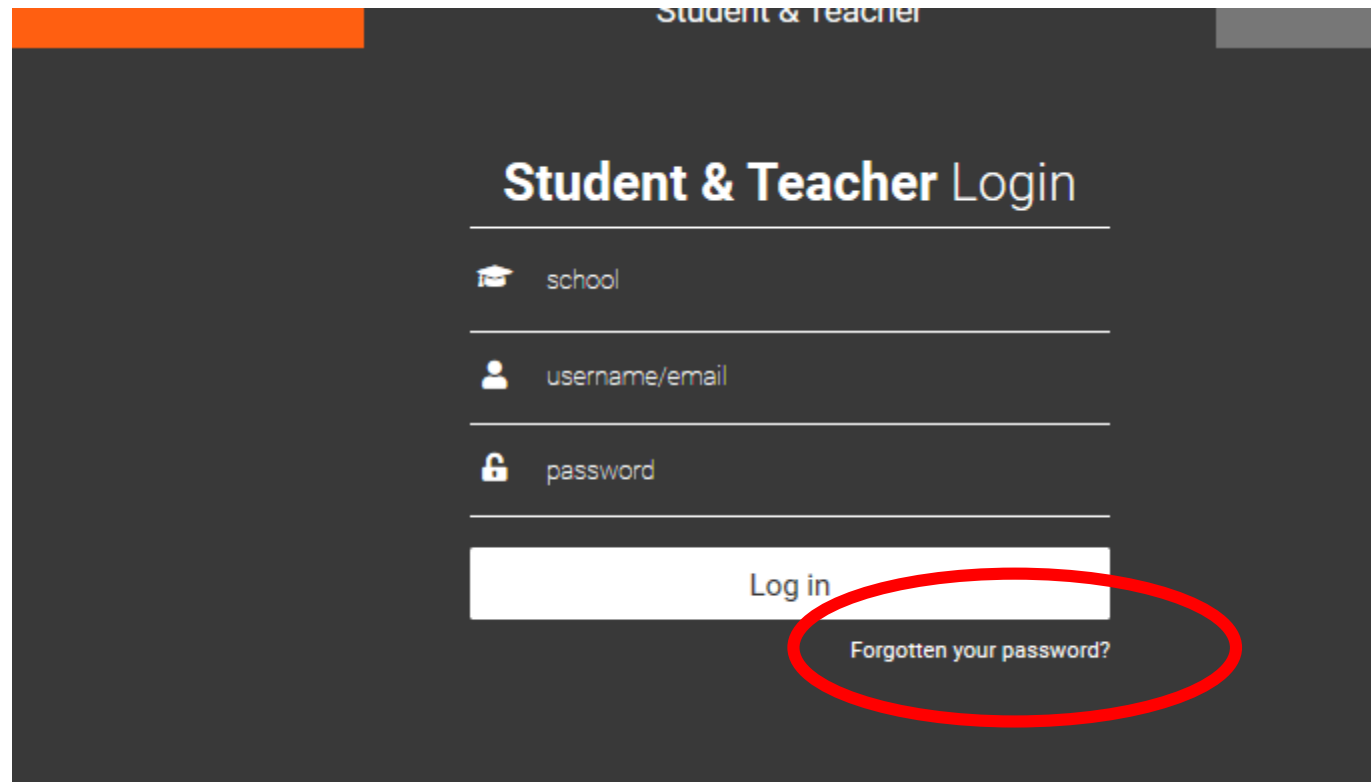
Read more

Why Doodle?



You will see this page:


Click on Forgotten your password? (circled in red)





The image shows a dark-themed login page titled "Student & Teacher Login". At the top, there is a navigation bar with "Student & Teacher" on the right. The main content area contains three input fields: "school" with a graduation cap icon, "username/email" with a person icon, and "password" with a lock icon. Below these fields is a white "Log in" button. Underneath the button, the text "Forgotten your password?" is circled in red.

Student & Teacher

Student & Teacher Login

 school

 username/email

 password

Log in

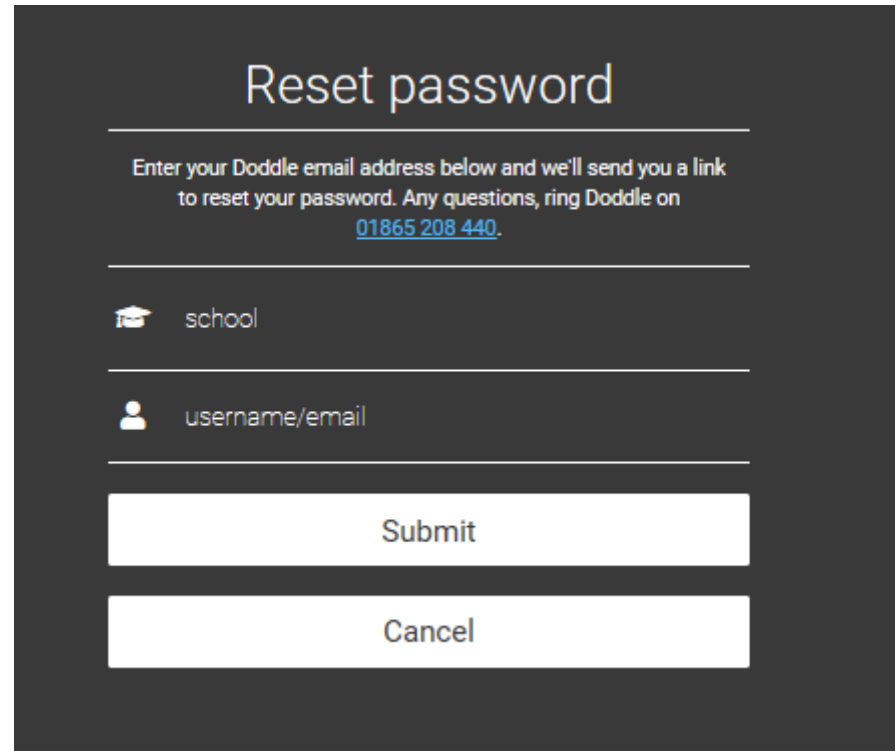
[Forgotten your password?](#)

You will see this page:

Select Freman College for school by starting to type name – it will load


Enter your full school email address including@fremancollege.herts.sch.uk


Click on Submit and an email will be sent to your school email address.



Reset password

Enter your Doodle email address below and we'll send you a link to reset your password. Any questions, ring Doodle on [01865 208 440](tel:01865208440).

 school

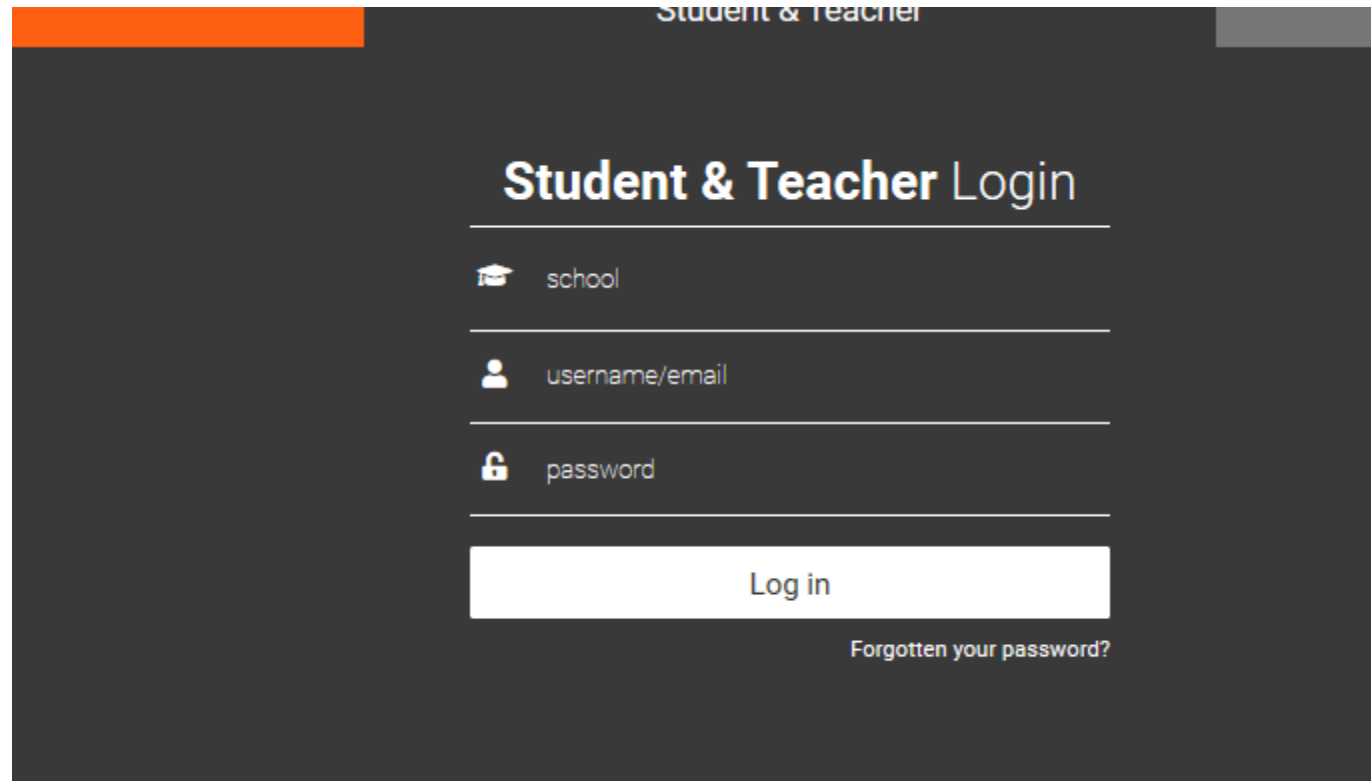
 username/email

Submit

Cancel

Select Freman College as school

Enter full school email address as username and create a password



The image shows a login interface for students and teachers. At the top, there is a dark header with the text 'Student & Teacher' on the right. Below this, the main heading is 'Student & Teacher Login'. The form consists of three input fields, each with a white border and a small icon to the left: a graduation cap icon for 'school', a person icon for 'username/email', and a padlock icon for 'password'. Below the fields is a white 'Log in' button. At the bottom right of the form area, there is a link that says 'Forgotten your password?'.

Once you are logged in – select Resources tab at top of page.
Select what type of resource you want e.g. Presentation or Mini Quiz in View field
Type a keyword (e.g. energy, or electricity) into Search to find resources.

